



www.anatol.com

FORMULATOR

DOUBLE • LARGE • MINI

SCREEN PRINTING INK MIXERS



FORMULATOR DOUBLE

Mix two ink containers at the same time,
from one quart up to six gallons each

- Independent control of the right and left mixing tables (mixing speed, time and direction)
- Set of six easy-to-clean, stainless steel mixing blades included – quart (x2), gallon (x2), 6-gallon (x2)
- Touchscreen control panel with adjustable angle
- Accepts the full range of US and international container sizes, including one quart, one gallon, six gallons (2 liters up to 22.7 liters) and all sizes in between

MODEL	WEIGHT	INK VOLUME	OUTER DIMENSIONS WXDxH	ELECTRICAL REQUIREMENTS
FORMULATOR DOUBLE	94 kg	1 quart (0.95L) x2 Up to: 6 gallon (22.7L) x 2	38.2" x 26.1" x 33.4" 970mm x 663mm x 847.5 mm	1 Phase, 110V, 18A 1 Phase 208-240V, 13A



Anatol Equipment Manufacturing Co.
1429 S Shields Dr Waukegan, IL 60085 USA
1.847.367.9760 sales@anatol.com

FORMULATOR LARGE

**Accepts containers from one quart
up to six gallons**

- Set of three easy-to-clean, stainless steel mixing blades included – quart (x1), gallon (x1), 6-gallon (x1)
- Accepts the full range of US and international container sizes, including one quart, one gallon, six gallons (1 liter up to 22.7 liters) and all sizes in between

MODEL	WEIGHT	INK VOLUME	OUTER DIMENSIONS WXDxH	ELECTRICAL REQUIREMENTS
FORMULATOR LARGE	57 kg	1 quart (0.95L) x1 Up to: 6 gallon (22.7L) x1	20.3" x 24.6" x 33.4" 515mm x 625mm x 847.5mm	1 Phase, 110V, 9A 1 Phase 208-240V, 6.5A



FORMULATOR MINI

Accepts containers from one quart up to one gallon

- Set of two easy-to-clean, stainless steel mixing blades included – quart (x1) and gallon (x1)
- Accepts container sizes from one quart up to one gallon (1 liter up to 3.75 liters) and all sizes in between

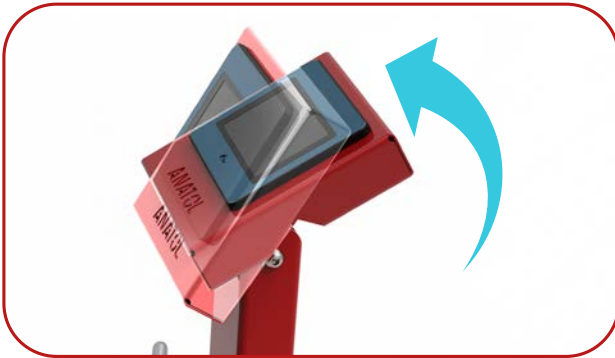
MODEL	WEIGHT	INK VOLUME	OUTER DIMENSIONS WXDxH	ELECTRICAL REQUIREMENTS
FORMULATOR MINI	25 kg	1 quart (0.95L) x1 Up to: 1 gallon (3.8L) x1	16.5" x 22.6" x 25.8" 418mm x 575mm x 655mm	1 Phase, 110V, 9A 1 Phase 208-240V, 6.5A






Construction

- Variable speed electric motor
- Heavy-duty steel construction
- Self-centering clamp to hold containers in place
- Easily adjustable touchscreen angle



115-degree pivoting touchscreen



Self-centering clamp accommodates containers of various sizes



Adjust the clamp to your desired width and lock (step 1)




Operation


- Intuitive touchscreen control panel
- Change mixing direction (clockwise, counter-clockwise)
- Easily swap blades for different size containers
- Set mixing speed, time and direction and quickly save and recall up to 6 different programs



Set mixing speed, time and direction and quickly save and recall up to 6 different programs



Rotate the wheel to adjust the width of the clamps for different sized containers



Container is firmly locked in place (step 2)



SPECIFICATIONS

